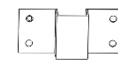


CAMA MILLENIUM



TR X 6



PR16 X 24



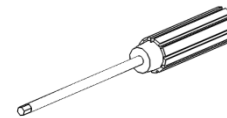
PR70 X4



MLX4



CVX4



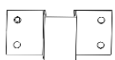
CHAVE SEXTAVADA



CHAVE ESTRELAS



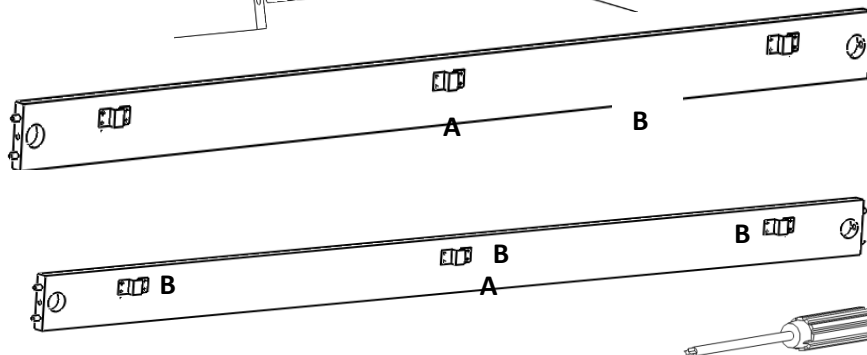
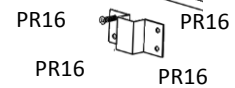
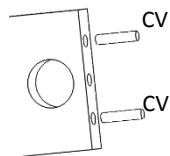
PR16 X 24



TR X 6

CVX8

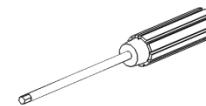
A



MLX2

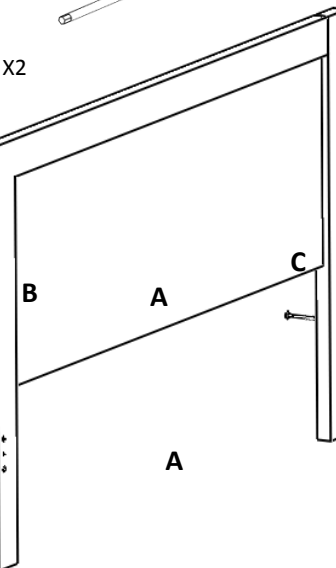


PR70 X2



B

B



A

A

PR70

C

